



# THE MINISTRY OF THE FEDERATION WALLONIA BRUSSELS, A KEY PLAYER IN THE AREA OF SOCIETAL RESPONSIBILITY

## SUMMARY OF INDICATORS

Directorate General of Budget and Finance, Debt Agency, February 2018

Federation Wallonia-Brussels, Directorate General of Budget and Finance, Boulevard Léopold II 44, 1080 Bruxelles, [www.fw-b.be](http://www.fw-b.be)

[www.budget-finances.cfwb.be](http://www.budget-finances.cfwb.be) French Community of Belgium

**More than 75% of the budget allocated to education** • High social performance • Gender mainstreaming in FWB policies • Nearly €60 million in Student Allowances • Eco-dynamic label • **57.000 births per annum** • 639,000 affiliates in sport federations • 187,000 students in higher education • **Nearly 200 museums and cultural centres** • More than 75% of the budget allocated to education • High social performance • **Gender mainstreaming in FWB policies** • Nearly €60 million in Student Allowances • Eco-dynamic label • 57.000 births per annum • 639,000 affiliates in sport federations • **187,000 students in higher education** • Nearly 200 museums and cultural centres • More than 75% of the budget allocated to education • **High social performance** • Gender mainstreaming in FWB policies • Nearly €60 million in Student Allowances • **Eco-dynamic label** • 57.000 births per annum • **639,000 affiliates in sport federations** • 187,000 students in higher education • Nearly 200 museums and cultural centres • More than 75% of the budget allocated to education • High social performance • Gender mainstreaming in FWB policies • **Nearly €60 million in Student Allowances** • Eco-dynamic label • 57.000 births per annum • 639,000 affiliates in sport federations • 187,000 students in higher education • Nearly 200 museums and cultural centres •

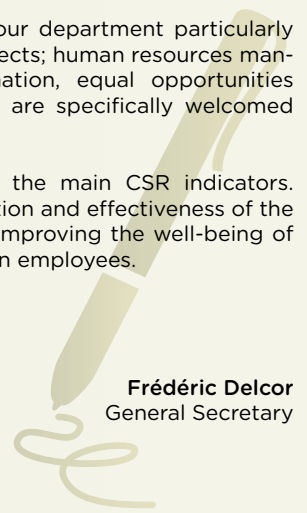
The Federation Wallonia-Brussels acts directly for the well-being of French-speaking people in Belgium and guarantees them access throughout their lives to essential development areas such as education, culture, sport, solidarity...

Such expertise naturally brings the FWB towards socially responsible entities. It remains to be seen whether the Ministry fulfils the competences attributed to it in efficient, effective ways and with the will to make a lasting impact on society.

To answer this question, since 2011, the Ministry has asked to the audit of all its processes by an independent non-financial rating agency. It conducted its latest analysis in 2016 and considers the results to be robust and improved.

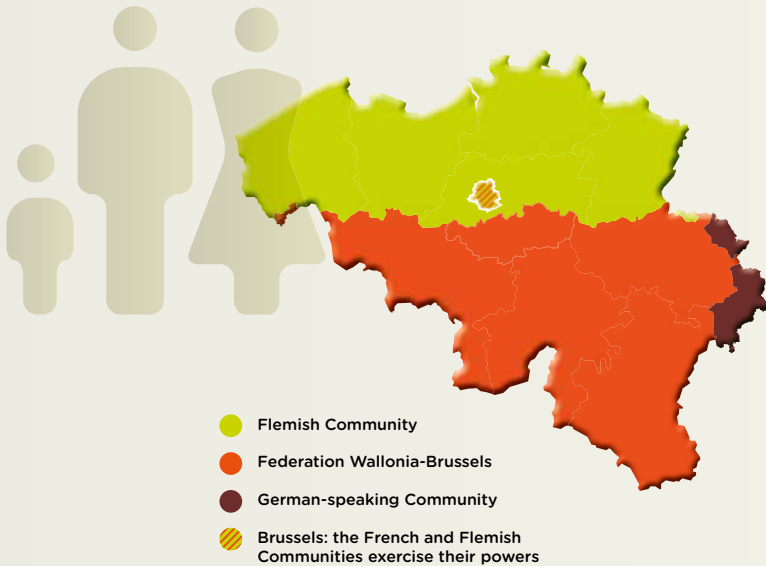
According to analysts, our department particularly stands out on social aspects; human resources management, non-discrimination, equal opportunities and social commitment are specifically welcomed by the agency.

This brochure presents the main CSR indicators. They illustrate the evolution and effectiveness of the FWB policies aimed at improving the well-being of citizens as well as its own employees.



**Frédéric Delcor**  
General Secretary

## DEMOGRAPHY AND POPULATION



Belgian communities do not relate to a territory but to a community of people: French speakers, Dutch speakers and German speakers.

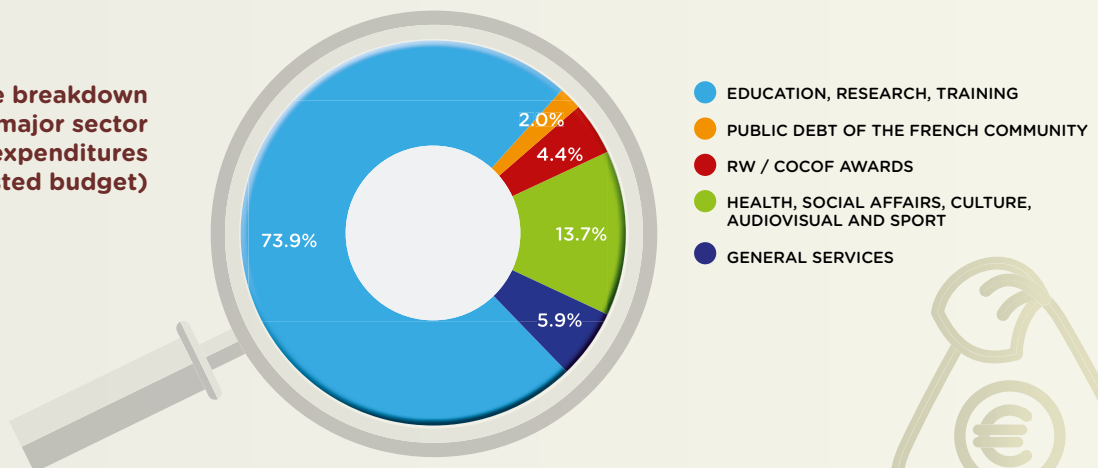
The majority of the target audience for the Federation Wallonia-Brussels policies consists of children and young people, mostly through education.

According to the demographic outlook established by the Federal Planning Bureau and the Statistics DG, the 0-24 year-old age group is expected to grow by 13.5% by 2060 in the Walloon Region and by 28.9% in the Brussels-Capital Region (compared with only 12.8% in Flanders).

Such developments point to major challenges in terms of early childhood care, education and youth support.

## BUDGET

**Percentage breakdown by major sector of 2016 expenditures (adjusted budget)**



**Source(s):**  
MFWB - Directorate General of Budget and Finance  
Adjusted budget 2016: liquidation appropriations and budgetary funds (FBML)

# LIFE PATH

“ The FWB supports citizens throughout their life. ”

Nearly 170,000 children registered for follow-up in the ONE structure

82.1% of the public has access to a local library

**95.5%**  
coverage rate for deafness screening with newborns



**24,400**  
future mothers are annually registered for prenatal consultations at the ONE



**43,000**  
places for children under 2.5 years old

300 projects for equal opportunities

**40,400**  
young people supported at least one day by the Youth Help Association



**1,680**  
school shows organized



**335,000**  
students in primary education

Nearly €14,000,000 of help to detainees and people awaiting trial

More than 120,000 scholarship recipients

**75.1%** of men and **76.8%** of women with a Certificate of Higher Secondary Education (CESS) enter higher education



**187,000**  
students in higher education



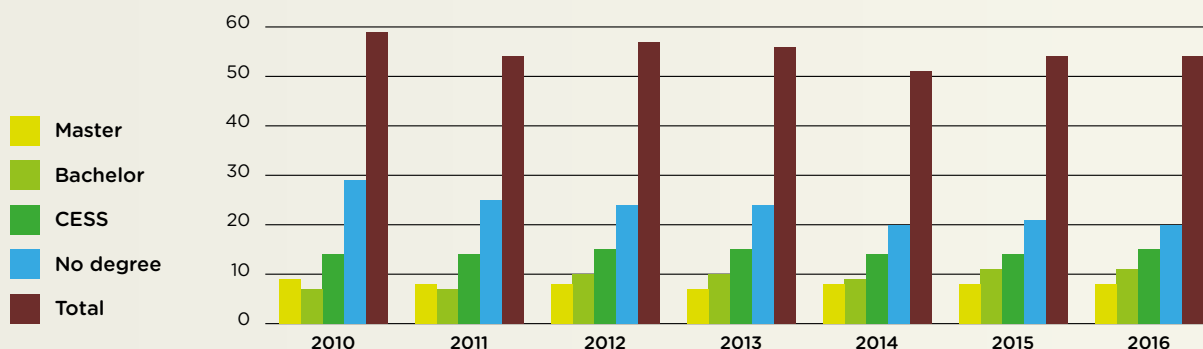
**1,319**  
doping tests carried out

The Federation Wallonia Brussels:

- has 3.6 million Walloons and 1.2 million inhabitants in Brussels
- is a public service of 6,000 people
- has a budget of 9.8 billion euros in 2016

# EMPLOYMENT AT THE FWB

## 1/ Evolution of the number of persons with disabilities employed at the FWB Ministry from 2010 to 2016



## 2/ Breakdown of people by entity and sex from 30/06/2014 to 30/06/2016

Entity	2014				2015				2016			
	Total Number of People on 30/06/2014	Men in %	Woman in %	In % of total	Total Number of People on 30/06/2015	Men in %	Woman in %	In % of total	Total Number of People on 30/06/2016	Men in %	Woman in %	In % of total
MFWB	5,294	40.9%	59.1%	36.4%	6,000	39.6%	60.4%	38.8%	5,958	39.5%	60.5%	38.2%
eWBS	36	50.0%	50.0%	0.2%	37	45.9%	54.1%	0.2%	35	45.7%	54.3%	0.2%
FWB's Parliament	131	47.3%	52.7%	0.9%	125	45.6%	54.4%	0.8%	128	46.1%	53.9%	0.8%
ONE	1,561	11.0%	89.0%	10.7%	1,576	11.5%	88.5%	10.2%	1,611	11.2%	88.8%	10.3%
CHU of Liege	4,911	24.7%	75.3%	33.8%	5,113	25.0%	75.0%	33.1%	5,272	25.3%	74.7%	33.8%
ETNIC	171	76.0%	24.0%	1.2%	183	77.0%	23.0%	1.2%	199	75.9%	24.1%	1.3%
IFC	18	33.3%	66.7%	0.1%	18	22.2%	77.8%	0.1%	23	26.1%	73.9%	0.1%
ARES	32	28.1%	71.9%	0.2%	33	30.3%	69.7%	0.2%	43	27.9%	72.1%	0.3%
RTBF <sup>1</sup>	2,053	62.0%	38.0%	14.1%	2,035	62.1%	37.9%	13.2%	1,986	61.9%	38.1%	12.7%
CSA	29	44.8%	55.2%	0.2%	30	46.7%	53.3%	0.2%	27	48.1%	51.9%	0.2%
WBI	287	40.1%	59.9%	2.0%	276	40.6%	59.4%	1.8%	271	41.7%	58.3%	1.7%
EAP	18	11.1%	88.9%	0.1%	29	20.7%	79.3%	0.2%	35	25.7%	74.3%	0.2%
<b>Total</b>	<b>14,541</b>	<b>35.6%</b>	<b>64.4%</b>	<b>100.0%</b>	<b>15,455</b>	<b>35.3%</b>	<b>64.7%</b>	<b>100.0%</b>	<b>15,588</b>	<b>35.1%</b>	<b>64.9%</b>	<b>100.0%</b>

## 3/ Teacher employment

Teaching staff - Level (situation in January)	2012		2013		2014		2015		2016	
	Men	Woman	Men	Woman	Men	Woman	Men	Woman	Men	Woman
Preschool	284	10,755	307	11,038	312	10,953	324	11,047	320	11,139
Primary	4,762	19,921	4,758	20,332	4,672	20,338	4,647	20,522	4,638	20,820
Secondary	15,480	24,891	15,502	25,383	15,576	25,722	15,683	26,129	15,777	26,309
Superior	2,483	3,412	2,500	3,490	2,514	3,540	2,461	3,554	2,425	3,537
Social promotion	1,189	1,595	1,172	1,628	1,175	1,645	1,176	1,667	1,183	1,659
Artistic secondary with staggered schedule	641	959	636	970	628	990	636	993	629	991
Universities (situation in February)	Men	Woman	Men	Woman	Men	Woman				
Academic staff	1,556	544	1,556	539	1,575	569				
Scientific staff	1,054	1,101	1,079	1,130	1,086	1,128				

### Source(s):

1/ MFWB - Public Service and Human Resources Branch  
 2/ MFWB, IFC, WBI, eWBS, CSA, ETNIC, Parliament of the FWB, CHU of Liège, RTBF, ONE, ARES, EAP  
 3/ MFWB - General Administration of Education; database: RL10 - teacher payroll management application, CREF Database

- In order to improve the inclusion of staff members with disabilities within the Ministry, the Government has decided to commit resources to establish an «Inclusive Public Service» plan. This plan sets the goal of employing a number of people with disabilities corresponding to 2.5% of jobs. Awareness campaigns for employees are also in place.
- The decree on gender mainstreaming in all Federation policies entered into force on 1 January 2017.
- In order to complete the legal system, the Ministry set up a network of listening units to prevent psycho-social risks. Training in active listening to stress, burn-out... allow these cells to be more effective.
- A social support service is available to employees of the educational institutions, psycho-medical-social centres and other institutions of the French Community. The service provides financial assistance when needed and organizes vacations for children and families of employees. The service covers all employees of the organization.

# EDUCATION



## 1/ Evolution of the population

	2009-2010	2010-2011	2011-2012	2012-2013	2013-2014	2014-2015
Preschool (ordinary + specialized)	181,181	184,779	187,580	188,158	189,588	189,830
Primary (ordinary + specialized)	322,246	324,232	327,494	330,178	331,319	335,026
Secondary (ordinary + specialized + CEFA)	360,533	359,389	360,405	364,195	368,164	370,953
Superior out of university	87,939	86,403	89,118	91,829	94,266	95,430
University	76,973	83,977	85,806	87,112	89,459	91,729
Social promotion	153,285	153,622	151,363	153,528	160,424	160,614
Artistic education with reduced hours	97,634	97,654	98,416	97,970	97,854	98,601
	<b>2010</b>	<b>2011</b>	<b>2012</b>	<b>2013</b>	<b>2014</b>	<b>2015</b>
Distance Education (Potentially Active Registrants)	29,453	28,957	27,502	25,770	23,356	20,446

## 2/ Evolution of the average annual cost per pupil / student for the Federation Wallonia-Brussels, at constant prices from 2005-2006 to 2014-2015

	2005-2006	2006-2007	2007-2008	2008-2009	2009-2010	2010-2011	2011-2012	2012-2013	2013-2014	2014-2015
Ordinary fundamentals	100.0	101.8	101.4	103.7	105.8	106.2	108.0	108.0	108.7	106.6
Preschool	100.0	102.9	102.6	105.9	107.6	106.8	108.5	109.3	109.6	109.0
Primary	100.0	101.2	100.7	102.7	105.1	106.1	107.9	107.7	108.5	105.7
Ordinary secondary	100.0	101.4	102.3	104.0	106.4	105.0	105.1	104.0	103.4	100.6
Full exercise	100.0	101.6	102.5	104.1	106.5	105.0	105.1	104.2	103.4	100.9
Alternately	100.0	99.1	101.6	106.7	108.6	114.6	112.1	100.4	111.3	96.6
Specialized	100.0	101.5	102.6	104.3	105.5	105.3	106.9	106.7	107.6	106.9
Superior out of university	100.0	102.9	102.0	106.8	102.8	101.8	100.1	96.9	96.8	93.5
University	100.0	98.8	97.5	96.2	91.8	88.7	87.0	84.2	83.4	80.0

**Note :**  
Base 100 = 2005-2006.

For university and non-university higher education, a minimum refinancing of €107.5 million over four years (from 2016 to 2019) was decided by the Government in June 2016 (€10 million in 2016; €5 million in 2017, €39 million in 2018, €41 million from 2019). The structural refinancing of 2019 (€41 million euros) is indexed each year from 2020 onwards.

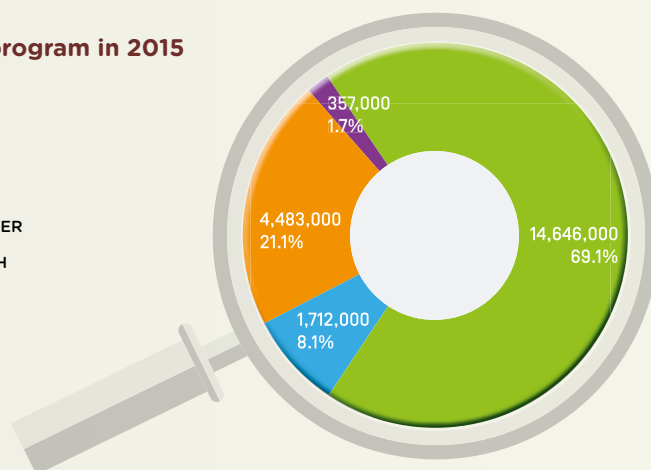
**Source(s):**  
1/ MFWB - General Administration of Education, ARES, CREF  
2/ MFWB - General Budget Expenditures (2015), Database: Metering General Administration of Education; Saturn ; CREF

- Based on the fact that the FWB's PISA test results are below the average of its peer groups (countries or regions\*) and that social inequalities and "academic" separation are closely linked, a wide reflection has been put in place to reform the education system. More investments in basic education and a reform of initial teacher trainings are some of the planned initiatives (\*source: OECD review of policies for more efficient use of school resources in September 2016).
- The FWB supports the creation of a university program in sign language. The training started in 2016.
- Decretal amendments to social advancement education, in order to reinforce teaching devices and practices to enable the most vulnerable people to train, fit the labour market and rebound in their lives.
- Alternate secondary school and work is possible from 15 years. The alternating student spends at least 40% of the time on business training.

# BENEFITS OF SOCIAL NATURE

## 1/ Breakdown of the «Houses of Justice» budget by program in 2015

- SPECIALIZED HELP
- OPERATING COSTS
- ELECTRONIC MONITORING CENTER
- COMMUNITY CENTER FOR YOUTH WHO HAVE BEEN DIVESTED



## 2/ Evolution of the number of annual enrolments in childcare structures from 0 to 6 years old from 2009 to 2015

	2009	2010	2011	2012	2013	2014	2015
Children's consultations	146,288	151,187	152,676	152,951	152,542	153,105	151,170
Periodic Consultations	7,385	7,929	7,386	7,714	7,415	6,991	7,942
Sanitary Busses	-	-	-	9,322	9,452	9,159	9,277
<b>Total annual registrations</b>	<b>153,673</b>	<b>159,116</b>	<b>160,062</b>	<b>169,987</b>	<b>169,409</b>	<b>169,255</b>	<b>168,389</b>

## 3/ Funding of study grants

### Change in the average amount and number of study grants from 2008-2009 to 2014-2015

	2008-2009		2012-2013		2013-2014		2014-2015		Evolution from 2008-2009 to 2014-2015 (in %)	
	Grants for secondary education	Grants for higher education	Grants for secondary education	Grants for higher education	Grants for secondary education	Grants for higher education	Grants for secondary education	Grants for higher education	Grants for secondary education	Grants for higher education
Number of requests	110,776	42,698	110,233	47,251	107,895	52,065	107,451	51,791	-3.0	21.3
Number of grants	91,762	32,971	91,580	35,813	86,324	36,342	85,228	34,935	-7.1	6.0
Grant rate (in%)	82.8	77.2	83.1	75.8	80.0	69.8	79.3	67.5	-4.2	-12.6
Average allocation (in euros)	208	956	224	1,068	238	1,014	245	1,081	17.9	13.0
Total amount (in euros)	19,124,616	31,521,908	20,514,499	38,243,912	20,568,103	36 863 026	20,904,566	37,753,885	9.3	19.8
Secondary / higher amount distribution in relation to the total amount (in%)	37.8	62.2	34.9	65.1	35.8	64.2	35.6	64.4		
<b>Total for secondary and higher education (in euros)</b>	<b>50,646,524</b>		<b>58,758,411</b>		<b>57,431,129</b>		<b>58,658,451</b>		<b>15.8</b>	

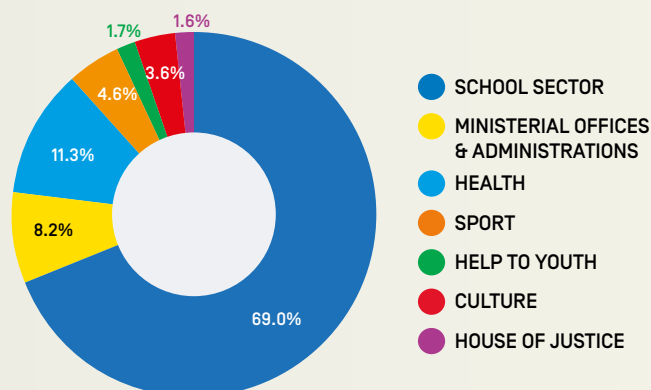
- The French Community has allocated resources to develop school services and nurseries, as well as health care for socially and economically disadvantaged people (free prenatal and child consultations, housing facilities outside the family environment ...), access to sports equipment and cultural heritage in order to promote social cohesion. These resources are distributed equitably to all potential beneficiaries.
- The increase of the budget allocated to youth aid is 5.03%, which is higher than the 3.71% increase of the general expenditure budget. This demonstrates the involvement of the FWB with disadvantaged population groups (e.g. help and protection for children at risk and their families).
- The first steps in the framework of a vast anti-discrimination plan are being put in place. This plan includes measures against homophobia and transphobia.
- Faced with the influx of refugees, the FWB quickly set up education centres for newly arrived pupils.
- The FWB grants loans to financially stretched students in secondary and higher education.
- As part of its plan to prevent and fight against radicalism in 2016, the FWB has set up, within the Houses of Justice, a call centre which is open every day.

#### Source(s):

1/ Adjusted budget 2015: liquidation appropriations and budgetary funds (FBML)  
 2/ ONE - Directorate of Consultations and Home Visits  
 3/ MFWB - Allowances and Student Loans Branch

# INFRASTRUCTURE OF THE FWB

## 1/ 2016 budget breakdown (excluding borrowing capacity)

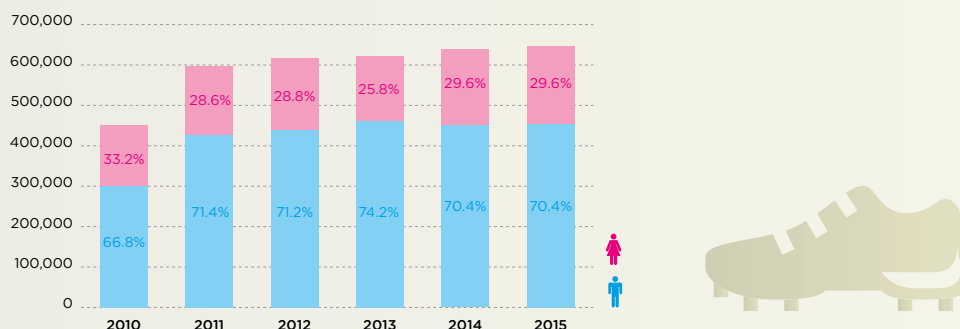


- As part of its administration contract the FWB is committed to reducing the cost of energy consumption for its buildings through bulk purchases.
- Creation of an energy unit (Sustainable Development Department).
- Award of a 100% renewable natural gas and electricity public procurement contract for all the Ministry's sites. Creation of the energy unit (Sustainable Development Department).
- €600 million loan line from the EIB for the construction and renovation of quality infrastructure with a view to sustainable development.
- Eco-dynamic label for some MFWB buildings.

Source(s):  
1/ Expenditure Budget 2016

## CULTURE - SPORTS - HOBBIES

### 1/ Evolution of the number of affiliates and distribution by sex in sports federations at 31/12 from 2010 to 2015



### 2/ Evolution of the budget ratio "culture" of the Federation Wallonia-Brussels per capita from 2012 to 2016

	2012	2013	2014	2015	2016
"Culture" budget	570,144,000	570,799,000	586,986,000	595,141,000	604,708,000
Population Federation Wallonia-Brussels	4,495,170	4,526,142	4,547,189	4,571,072	4,594,672
Per capita expenditure ratio	126.8	126.1	129.1	130.2	131.6

#### Note :

Calculation: the population of the Federation Wallonia-Brussels is calculated by adding the population of the Walloon Region (from which the population of the 9 municipalities of the German-speaking Community is subtracted) and 90% of the population of the Brussels-Capital Region.

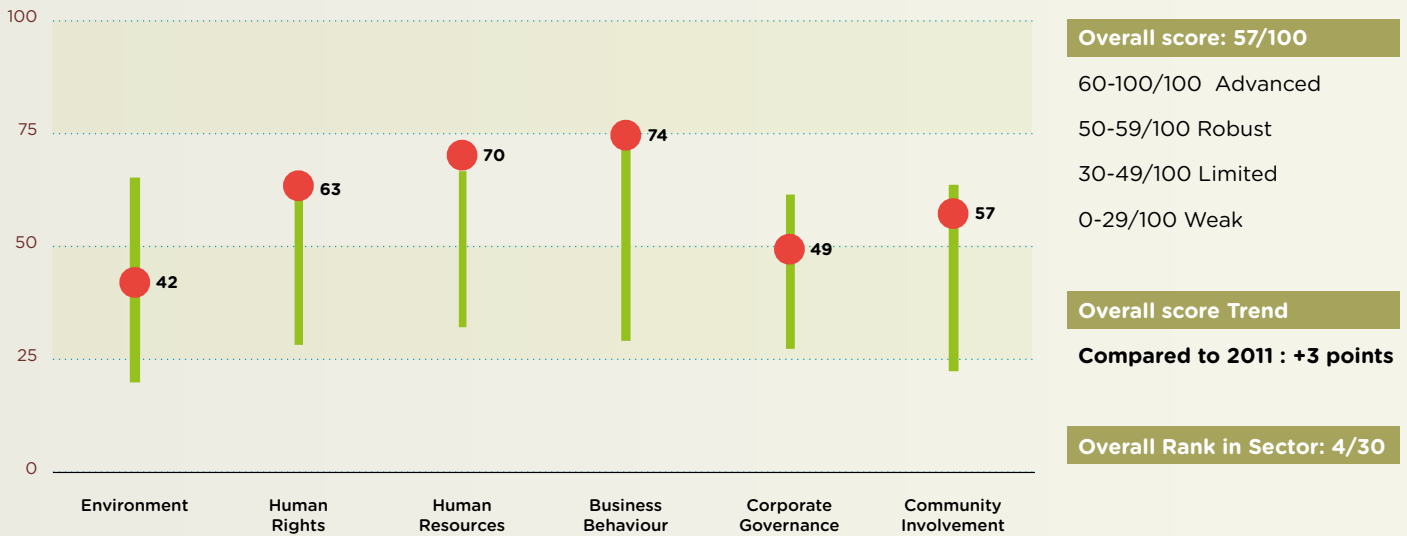
Source(s):  
1/ MFWB - General Administration of Sport  
2/ Adjusted Budgets from 2012 to 2016 and National Register

# EXTRA-FINANCIAL RATING

“ A robust and improved rating issued by Vigeo Eiris: 57/100 ”

The Vigeo Eiris' proprietary methodology measures the relevance of companies' and organizations' commitments, the effectiveness of their managerial systems, their ability to control risks and improve their performance on all factors of environmental responsibility, governance, social and societal.

## Results synthesis



Company's performance [●] comparison with its sector (min — max)

### The strong points:

- Promotion of social dialogue (81/100).
- Non-discrimination (79/100).
- Respect for freedom of association and the right to collective bargaining (67/100).

### The weak spots:

- Taking into account social criteria in the supply chain (31/100).
- Consideration of environmental criteria in the supply chain (28/100).
- Protection of water resources (15/100).

The FWB is committed to improving its performance in water resources management and integrating environmental and social criteria into the supply chain (where, however, its efforts are currently aligned with legal requirements) through measures such as: the Sustainable Development Plan, the integration of environmental issues into contractual clauses, training, an employee awareness campaign, etc.

- Overall performance **above the industry average**.
- The best performance of the FWB is in the **social field** (promotion of social dialogue and respect for freedom of association and the right to collective bargaining).
- The FWB has put in place **appropriate policies** to promote **access to public services and infrastructure** for socially and economically disadvantaged people.
- An advanced score for the management of **relations with its citizens**.
- The FWB achieves an advanced score in **human resources management**.

Source(s):  
Vigeo Eiris